

JUMP Math

Writing Numbers Challenge

Level A



jump math™

MULTIPLYING POTENTIAL.

Copyright © 2013 JUMP Math

Excerpts from this publication may be reproduced under licence from Access Copyright, or with the express written permission of JUMP Math, or as permitted by law.

All rights are otherwise reserved, and no part of this publication may be reproduced, stored in a retrieval system, or transmitted in any form or by any means, electronic, mechanical, photocopying, scanning, recording or otherwise, except as specifically authorized.

JUMP Math

One Yonge Street, Suite 1014
Toronto, Ontario M5E 1E5
Canada
www.jumpmath.org

Writer: Dr. John Mighton

Layout: Linh Lam, Gabriella Kerr

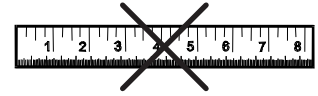
Cover Layout: Gabriella Kerr

Cover Photograph: © iStockphoto.com/defun


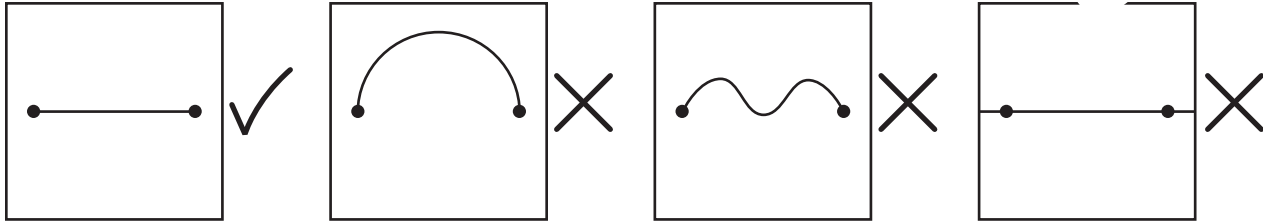
ISBN 978-1-927457-27-6

Printed and bound in Canada

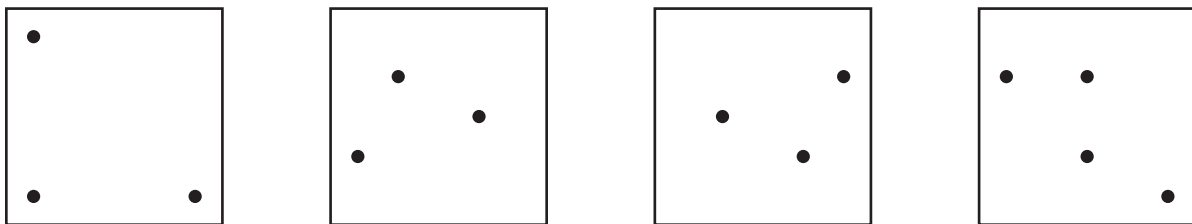
W-1A: Drawing Lines without a Ruler



Draw a straight line to join the dots. Example:

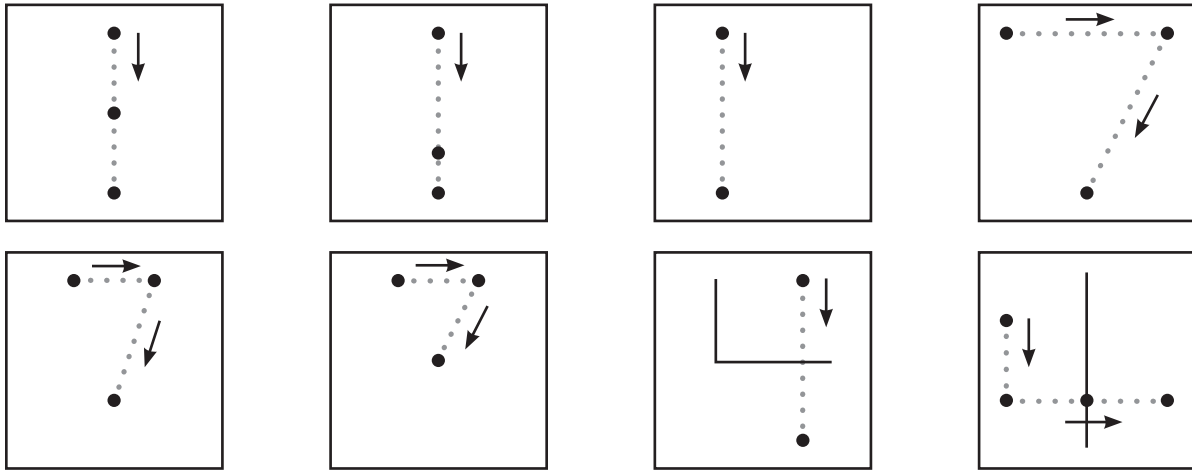


Now join all the dots.

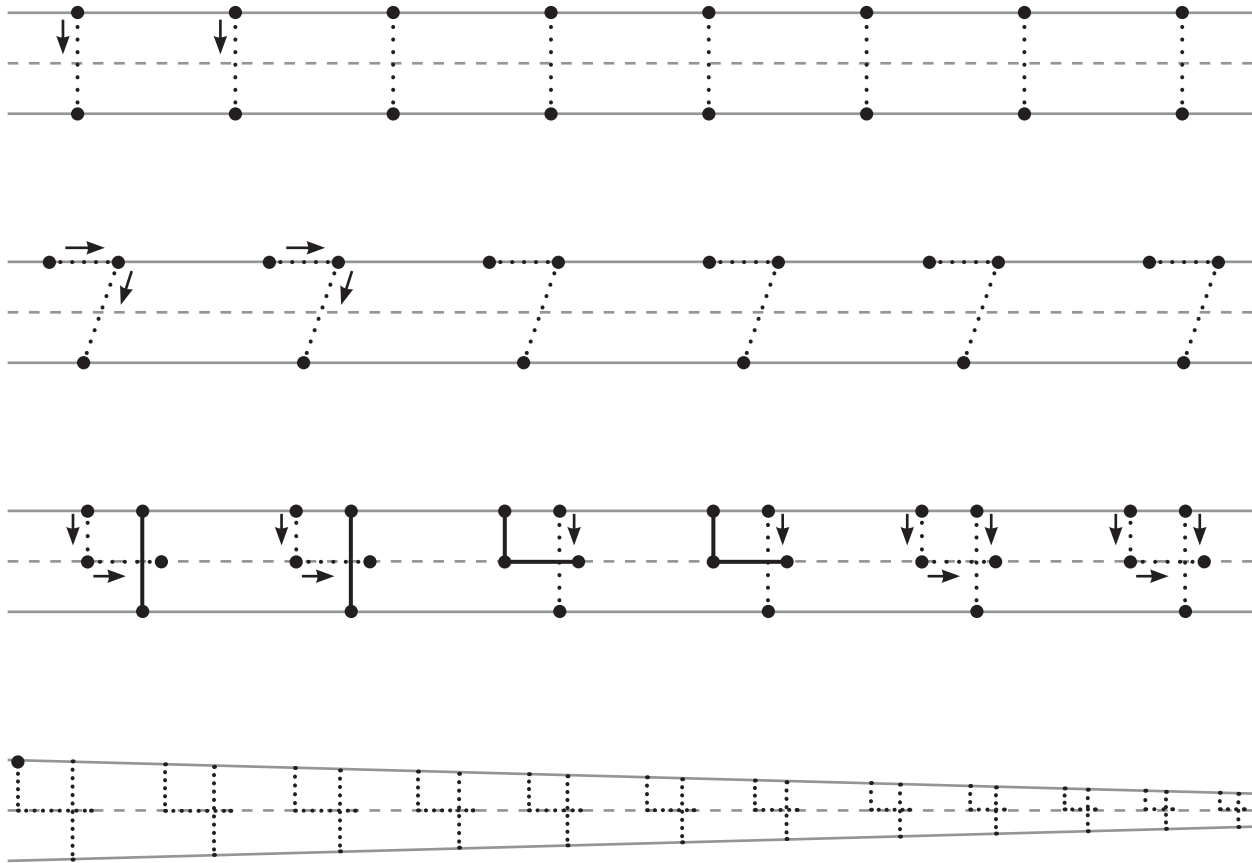


W-1B

Join the dots in order.




Trace.



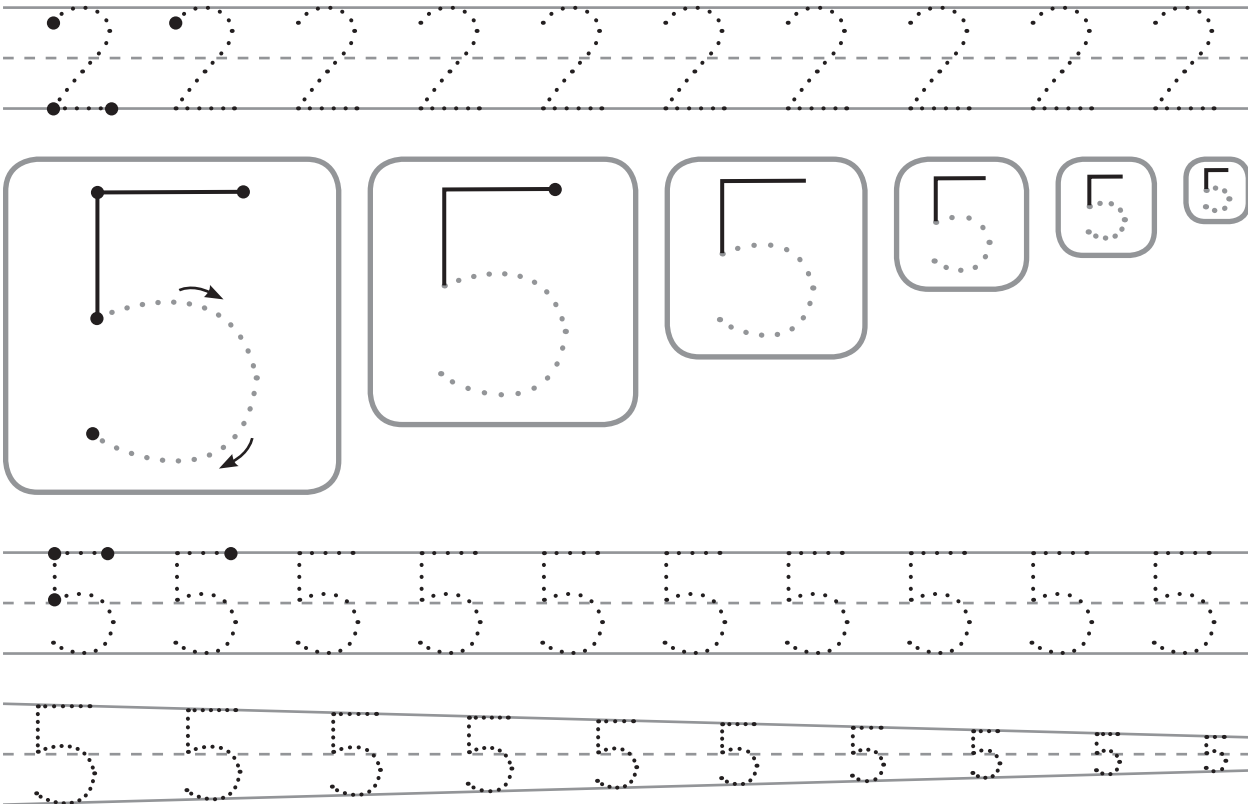
COPYRIGHT © 2013 JUMP MATH: NOT TO BE COPIED.

W-2A: Writing Numbers


Trace.



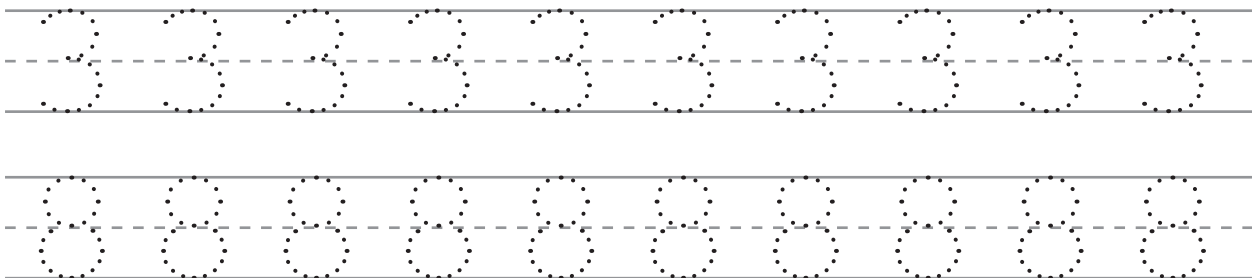
Trace.



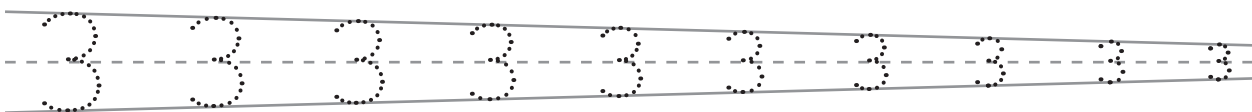
W-2B



Trace.


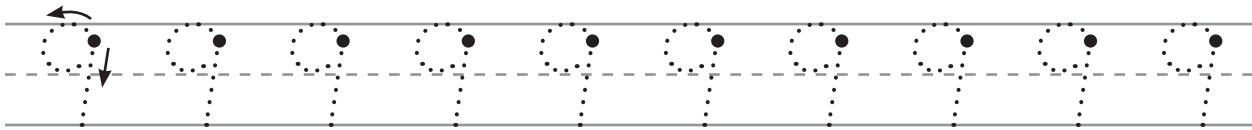

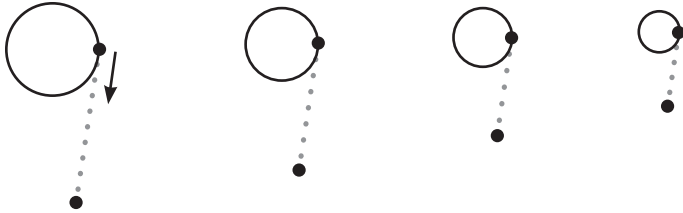


How small can you make a 3?

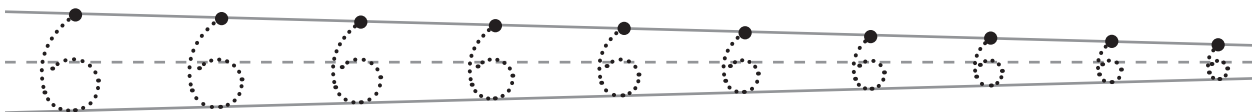


W-2B

Trace.

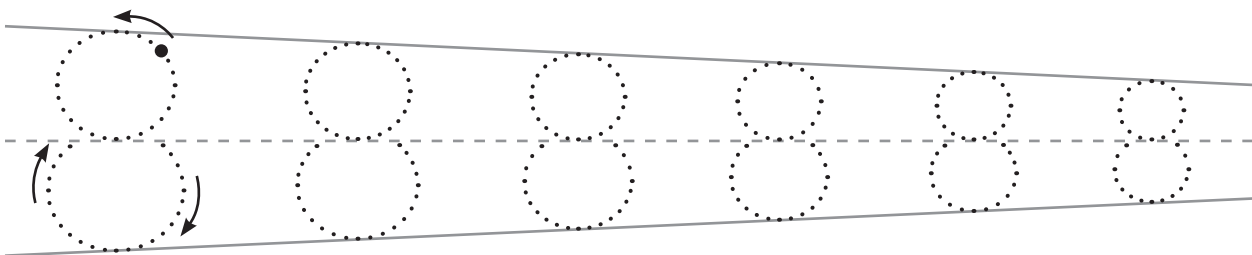
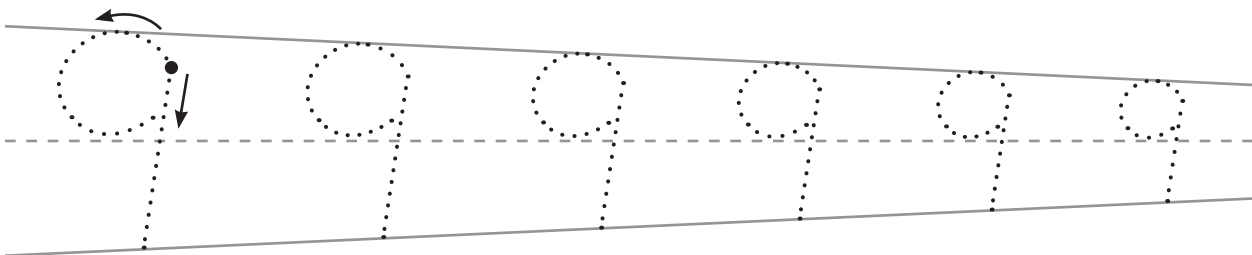
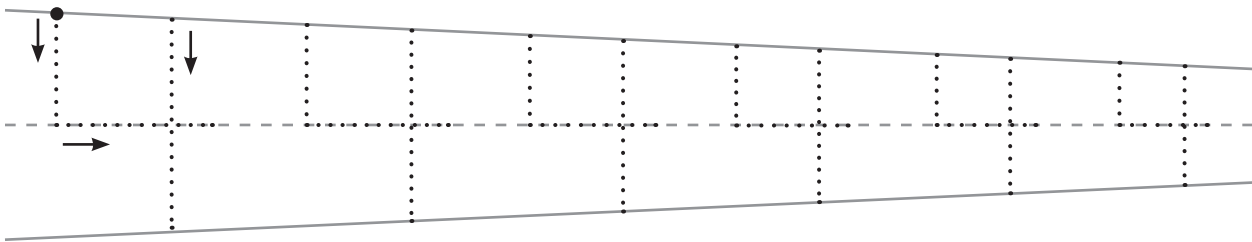
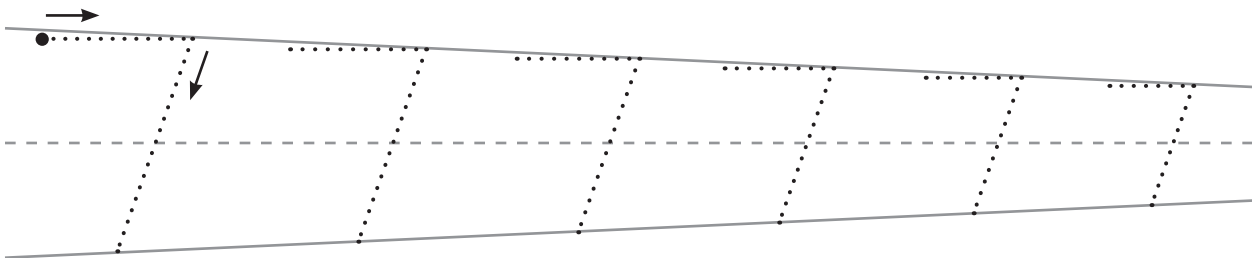
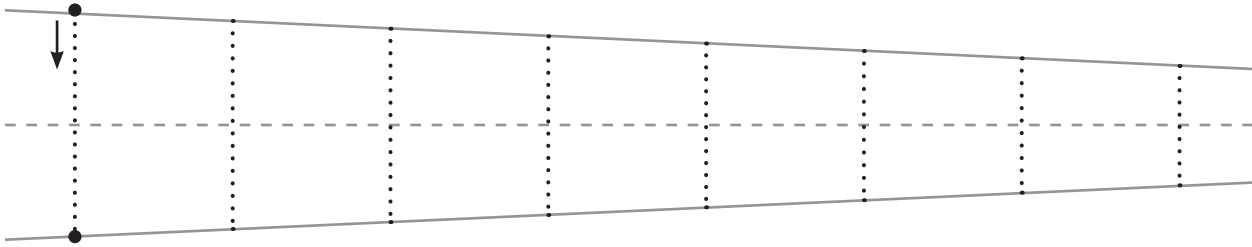


How small can you make a 6?

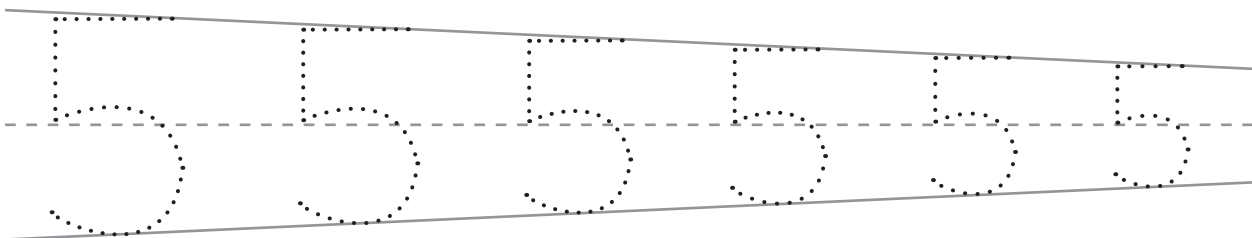
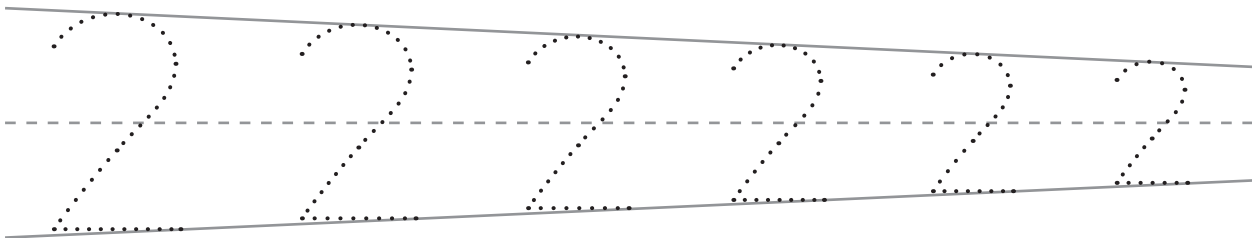
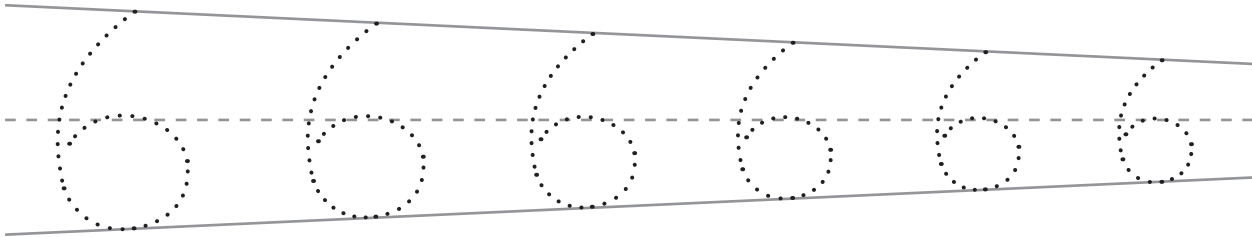
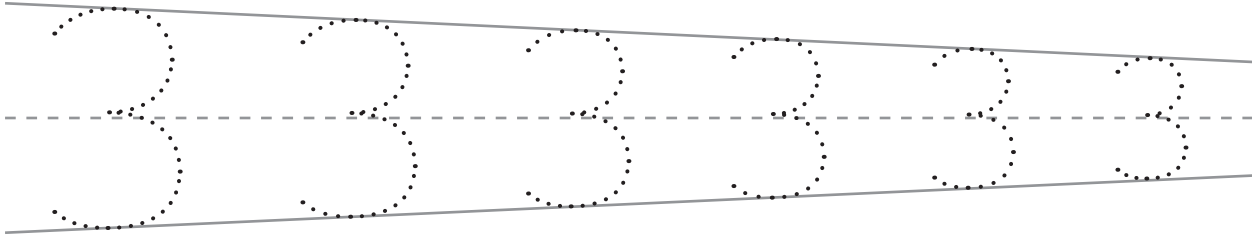


W-2C

Trace the numbers.



W-2C

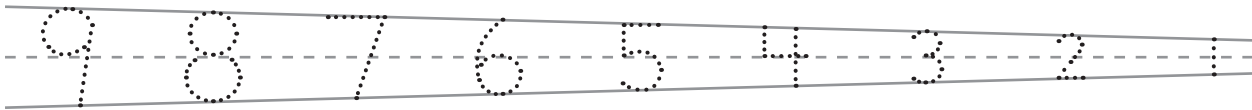
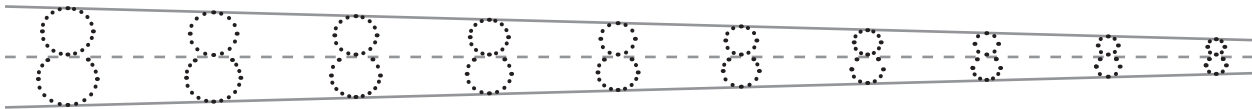
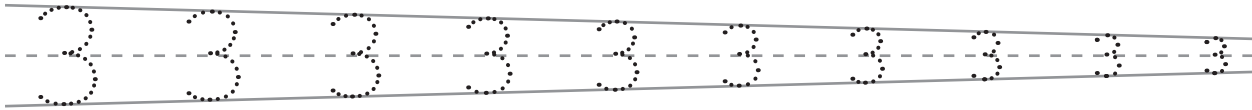
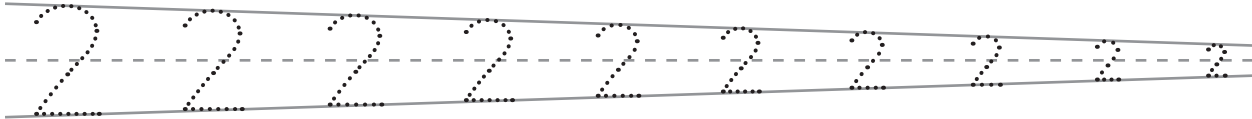


Draw 2 as many times as you can fit.

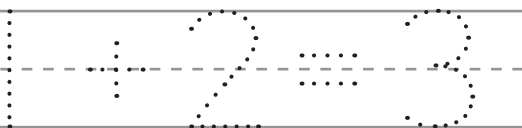
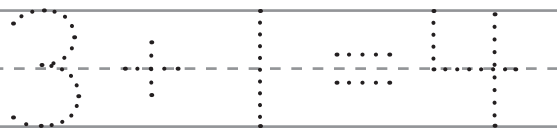


W-2C

How small can you trace the numbers?



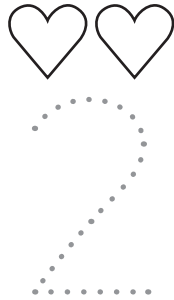


Trace the addition.



W-3A: Writing the Missing Number

Trace the numbers.



Write the missing number.

1, 2, , 4

1, , 3, 4

1, 2, 3,

, 2, 3, 4

Write the missing numbers.

, 2, 3,

1, , 3,

W-3B

Trace the numbers in order.



Write the missing number.

1, 2, 3, 4, , 6, 7, 8, 9, 10

2, 3, , 5

6, 7, 8,

Write the missing numbers.

1, , , 4

5, , 7,

, 2, , 4, , 6, , 8

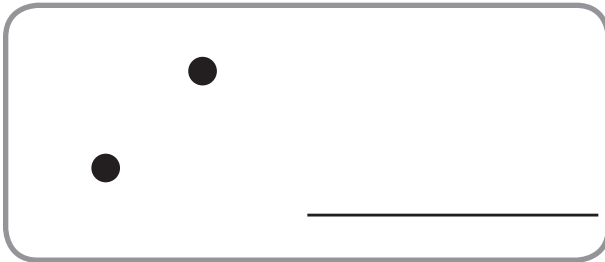
1, 2, , , 5, , , 8

BONUS: (HINT: The first number isn't 1!)

, , 4, , 6, 7, , 9

W-3C


How many dots?



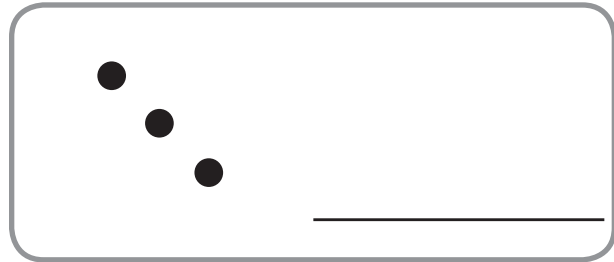
Two dots are arranged in a diagonal line. A blank line is provided for the answer.



One dot is centered in the rounded rectangle. A blank line is provided for the answer.



Four dots are arranged in a 2x2 square. A blank line is provided for the answer.




Three dots are arranged in a diagonal line. A blank line is provided for the answer.


How many stars?



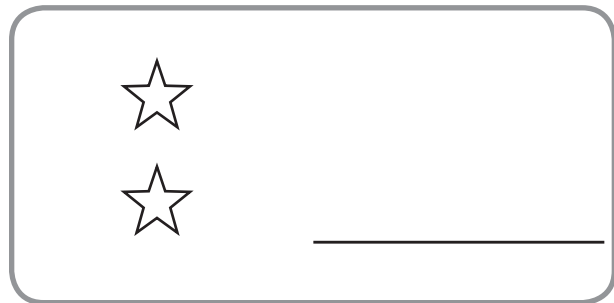
Three stars are arranged in a diagonal line. A blank line is provided for the answer.




Three stars are arranged in a vertical column. A blank line is provided for the answer.



Four stars are arranged in a diagonal line. A blank line is provided for the answer.



Two stars are arranged in a vertical column. A blank line is provided for the answer.



Four stars of different sizes are scattered in the rounded rectangle. A blank line is provided for the answer.

W-4A: Writing the Next Number

Trace the next number.



Trace the next 2 numbers.



W-4A

Trace the next 2 numbers.

1 2 3 4 5 6 7 8

stop here

1 2 3 4 5 6 7 8

where to stop?

1 2 3 4 5 6 7 8

1 2 3 4 5 6 7 8

1 2 3 4 5 6 7 8

W-4A

Trace the next 3 numbers.

1 2 3 4 5 6 7

4 5 6 7 8 9 10

2 3 4 5 6 7 8

3 4 5 6 7 8 9

W-4B

Trace the next 2 numbers.

Add.

1 2 3 4 5 6 7 8 9

↑
stop here

$$5 + 2 = \underline{\quad 7 \quad}$$

1 2 3 4 5 6 7 8 9

$$3 + 2 = \underline{\quad \quad}$$

1 2 3 4 5 6 7 8 9

$$6 + 2 = \underline{\quad \quad}$$

W-4C

Trace the numbers in order.

Then write the number of cherries.

1 2 3 4

1 2 3 4

1 2 3 4

1 2 3 4

Trace the next number.

Add.

1 2 3 4
 $2 + 1 = \underline{\quad}$

1 2 3 4
 $3 + 1 = \underline{\quad}$

Trace the next 2 numbers.

Add.





1 2 3 4
 $1 + 2 = \underline{\quad}$





1 2 3 4
 $2 + 2 = \underline{\quad}$





COPYRIGHT © 2013 JUMP MATH: NOT TO BE COPIED.





W-4C

Trace and add.

   
1 2 3 4
 $1 + 1 = \underline{\quad}$

   
1 2 3 4
 $1 + 3 = \underline{\quad}$

   
1 **2** 3 4
 $2 + 2 = \underline{\quad}$

   
1 **2** 3 4
 $2 + 1 = \underline{\quad}$

1 2 3 4
 $1 + 2 = \underline{\quad}$

1 2 3 4
 $3 + 1 = \underline{\quad}$